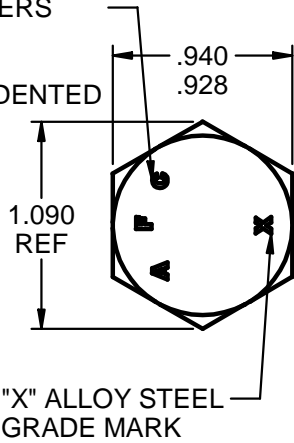
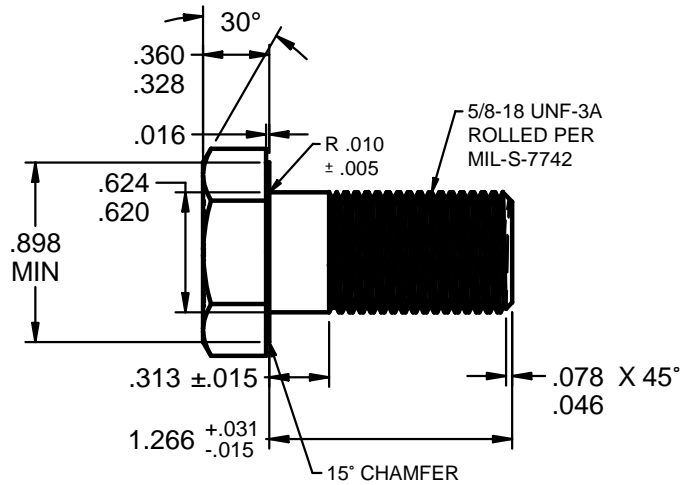


MANUFACTURERS  
"AFC" LOGO  
.030 MAX  
RAISED OR INDENTED




"X" ALLOY STEEL  
GRADE MARK



SCALE: 1X

**DESIGN NOTES: AN10-11A AIRFRAME BOLT**

1. LENGTH 1-17/64" (1.266"), GRIP 5/16" (.313"), THREAD 5/8-18 UNF-3A.
2. PROCUREMENT SPECIFICATION NASM6812.
3. MATERIAL ALLOY STEEL PER PROCUREMENT SPECIFICATION.  
UNS G40370 AMS6300 DFAR EXEMPT  
UNS G87400 AMS6322 DFAR APPLIES  
UNS G41400 AMS6382 DFAR APPLIES  
UNS G41300 AMS-S-6758 DFAR APPLIES
4. HEAT TREAT AMS-2759 HRC 26-32.
5. FINISH CADMIUM PLATED PER AMS-QQ-P-416, TYPE 2 (YELLOW), CLASS 2.
6. THREADS 5/8-18 UNF-3A ROLLED PROCESS PER MIL-S-7742.
7. TENSILE 30,100 LBS. [133,891 N] MIN.
8. YIELD 23,080 LBS. [102,665 N] MIN.
9. SINGLE SHEAR 23,000 LBS. [102,309 N] MIN. SHORT LENGTH N/A.



ACTUAL SIZE

EXAMPLE PART NUMBER

AFC 10-11 C2 CADMIUM TYPE 2 YELLOW PLATING  
AFC 10-11 CI CADMIUM TYPE I PLAIN WHITE PLATING  
AFC 10-11 TDC THERMAL DIFFUSION COATED ASTM A1059

↑ FINISH  
↑ LENGTH 1.266"  
↑ BODY SIZE & THREAD .625-18 UNF-3A  
↑ MANUFACTURER AIRFASCO

**UNCONTROLLED**

CONFORMS TO: NASM3 THRU NASM20  
PART NUMBER: AN10-11A

DIMENSIONS ARE IN INCHES AND TOLERANCES ARE AS SHOWN BELOW. DIMENSIONAL TOLERANCES AND SYMBOLS PER ANSI Y14.5M-1982	PROPRIETARY PARTS SHOWN IN THIS DRAWING ARE THE SUBJECT OF ISSUED UNITED STATES AND FOREIGN PATENTS AND PATENTS PENDING. UNAUTHORIZED REPRODUCTION AND/OR DISTRIBUTION OF THIS DRAWING IS STRICTLY PROHIBITED.		<b>AIRFASCO.com</b>	
	2655 HARRISON AVE SW, CANTON, OHIO 44706 USA			
	APPROVALS	DATE	PART NUMBER: AN10-11A_AFC10-IIC2	REV
ANGLES ±5°	DRAWN M.B.	2/19/15	SIZE A	MATERIAL: 4037 / 8740 OR AS NOTED
.XX ±.03"	CHECKED T.W.	2/19/15	EST. WEIGHT: .171 / EACH LBS. [77.9 g]	
.XXX ±.010"	ENG APPR B.E.	2/19/15	SCALE: 1X	DRAWING NUMBER: AN10-11A_AFC10-IIC2
.XXXX ±.001"	MGR APPR D.D.	2/19/15	SHEET 1 OF 1	